


**RUSH
WITT &
WILSON**



**RUSH
WITT &**

**156 Sedlescombe Road North, St. Leonards-On-Sea, TN37 7EN
Offers In Excess Of £380,000**

Welcome to this charming chain-free 1930s semi-detached three-bedroom home, brimming with character and spacious, beautifully presented interiors. Set back from the street, this property greets you with a block-paved driveway offering off-road parking and an attached garage complete with an electric roller door. The expansive rear garden is a true highlight, featuring multiple patios, a vibrant rose garden, and a lush green lawn – perfect for outdoor entertaining or quiet relaxation. Inside, modern comforts meet timeless charm with gas central heating, double glazing, and generous space across two floors. The home welcomes you through a porch into a bright entrance hall leading to the lounge, featuring a bow window and a dual fuel burner for cosy nights in. The separate dining room flows into a spacious conservatory, while the open-plan kitchen-breakfast room boasts sleek granite countertops and integrated appliances – ideal for family gatherings and everyday living. Upstairs, the airy landing gives way to three well-sized bedrooms and a stylish family bathroom complete with a separate shower. Situated in the highly desirable Silverhill area of St Leonards, this home is within easy reach of excellent schools, bus routes, and local amenities. Whether you're a growing family or a garden enthusiast, this property offers a perfect blend of comfort, space, and convenience. Don't miss the chance to make this lovely house your home - call us today to arrange a viewing!





RUSH
WITT &
WILSON



RUSH
WITT &
WILSON



RUSH
WITT &
WILSON



RUSH
WITT &
WILSON



RUSH
WITT &
WILSON




RUSH
WITT &
WILSON



RUSH
WITT &
WILSON



RUSH
WITT &
WILSON



Floor 0

Approximate total area⁽¹⁾

1377.03 ft²

127.93 m²



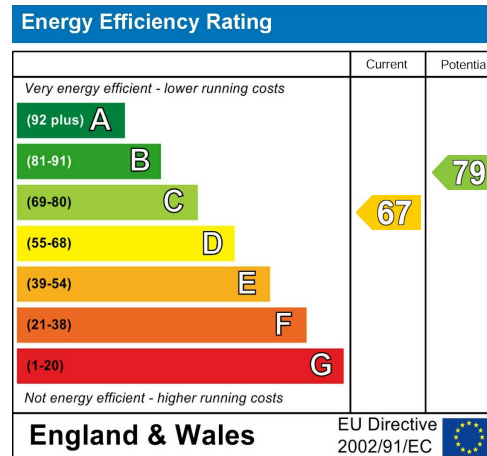
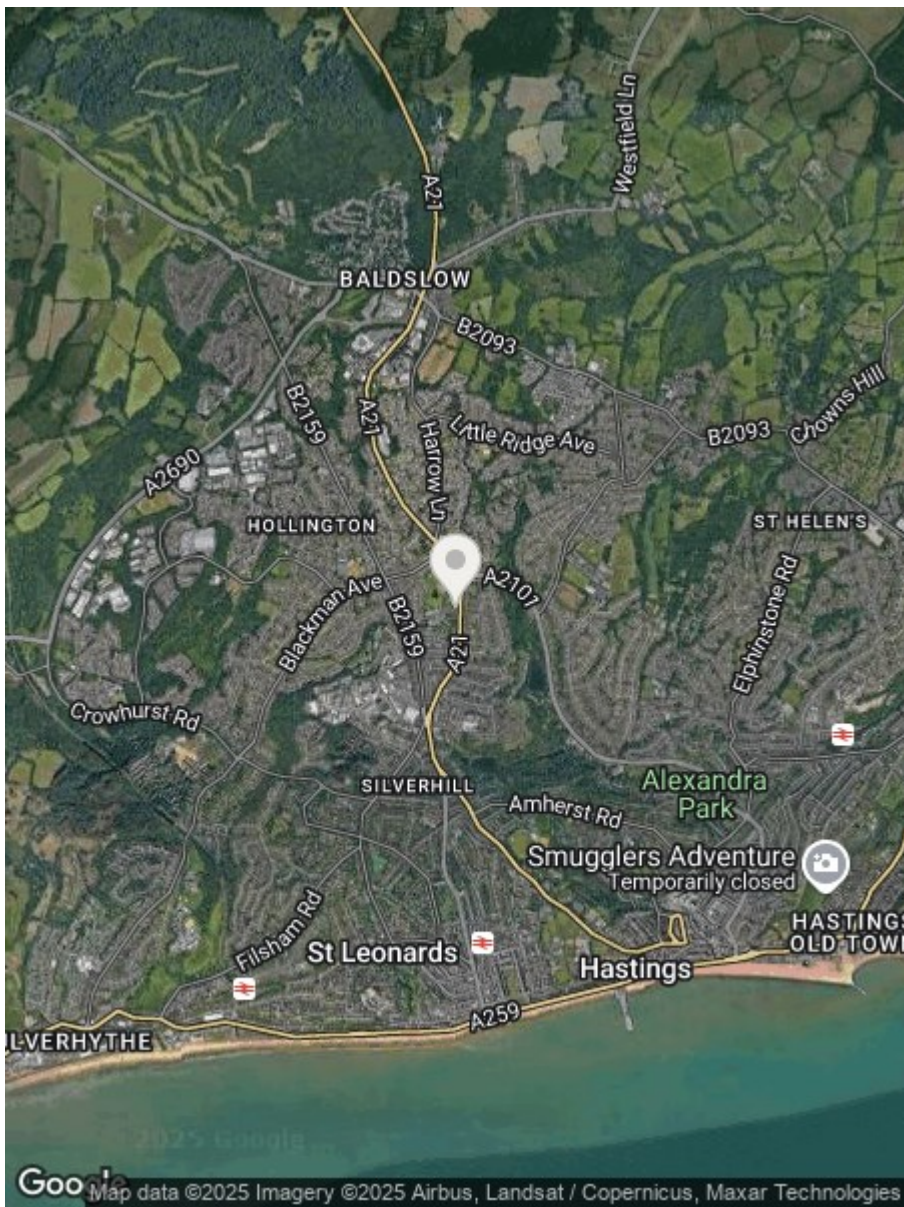
Floor 1

(1) Excluding balconies and terraces

While every attempt has been made to ensure accuracy, all measurements are approximate, not to scale. This floor plan is for illustrative purposes only.

Calculations are based on RICS IPMS 3C standard.

GIRAFFE360



**RUSH
WITT &
WILSON**

**Residential Estate Agents
Lettings & Property Management**



**Rother House Havelock Road
Hastings
East Sussex
TN34 1BP
Tel: 01424 442443
hastings@rushwittwilson.co.uk
www.rushwittwilson.co.uk**